

PROTUM® series


Small, light cable carriers
for modern offices

P0240 GS



Trademarks are legally protected for the TSUBAKI KABELSCHLEPP GmbH
as a national or international registration in the following countries:
tsubaki-kabelschlepp.com/trademarks

Subject to change without notice.



- 1 Variable fastening for table top, table frame, table foot and floor
- 2 Very long service life - no links and therefore no link wear
- 3 Different side parts / inner heights available
- 4 "Clip" side parts for attaching add-on parts
- 5 Closed side parts for horizontal single-sided cable routing
- 6 Cables are simply pressed in
- 7 Variable mounting possible via magnets, screws, adhesive pads, cable ties or integrated clip

Features

- » Solid plastic cable carrier
- » Cost savings through easy cable installation
- » Installation of pre-assembled cables also possible
- » Belt with clip-on side parts
- » Easy adaptation of the chain length
- » Low weight, good ratio between inner and outer width
- » Combination options for end connectors



Available in the standard color variants black, white, and silver gray



Cables are simply pressed in



The basic structure: belt with clip-on side parts



PROTUM OFFICE for office furniture and interiors

Color combinations

The standard color variants silver-gray, black and white for the band, the side parts and the connections can be combined.



Black
(RAL 9005)



White
(RAL 9010)




Silver-gray
(RAL 9003)

Carrier band



Side parts „Clip“




P0240GS / P0400GS01

Side parts „cable carrier“



P0240GS



P0400GS01



P0400GS02



P0400GS
Module combination



P0400GS01 Tube

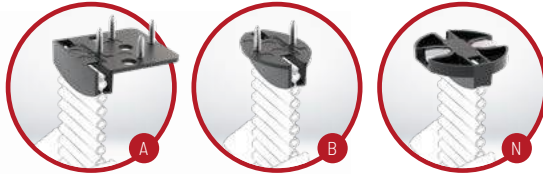


Combination options for end connectors

Can be attached to table frames, underneath table tops or cable ducts, to rectangular or round table legs or to the floor.

Connection A/B/N – angled/oval for table top

for mounting underneath the table top, on the table frame or on the cable duct

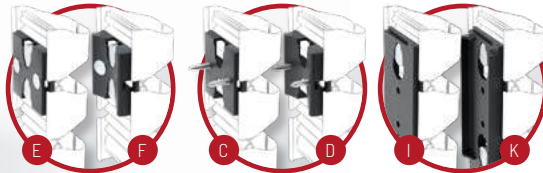


Connection M – for profiles flat for mounting on rectangular aluminum profiles with groove




Connection C/E + I/J – for flat frames and Connection D/F + K/L – for round frames

for mounting on the table frame (rectangular/ $\varnothing = 70$ mm) using integrated magnets (E, F, I, K) or screws (C, D, J, L) as short (E, F, C, D) or long version (I, K, J, L)



Adhesive pads are also available for optional attachment for connectors A, B and J, and self-adhesive counterholder for non-magnetic surfaces for connectors E, I and N. Connectors C and D can also be fixed with cable ties.



Connection G – for floor connection





















for a clean transition to the floor covering



Connection H – for table base

for mounting on the table base by clipping



PROTUM® series	Type	Opening variant	Stay variant	h_i	h_G	B_i	B_k	t	Cable- d_{max}	Arrangement			
				[mm]	[mm]	[mm]	[mm]	[mm]	[mm]	Standard work stations	Standing/seated work stations	Horizontal	
K series	P0240 GS												
			GS01	10	23	50	54	24	8	•	•	•	
UNIFLEX Advanced series			Clip	-	-	50	54	24	-	•	•	•	
	P0400 GS												
M series			GS01	21,5	34	25	30	40	17	•	•	•	
			GS01	21,5	34	38	43	40	17	•	•	•	
TKHP® series			GS01	21,5	34	50	55	40	17	•	•	•	
			Clip	-	-	50	55	40	17	•	•	•	
XL series			GS01 Module	21,5	53,5	2x39	85,5	40	17	•	•	•	
			GS01 Module	21,5	53,5	(2x51) - (2x51 + 3x52)	109,5 - 273	40	17	•	•	•	
QUANTUM® series			GS02	21,5	53,5	50	55	40	17	•	•	-	
			GS01 Tube	21,5	34	50	55	40	17	-	-	•	
TKA series													
UAT series													

Connection											Page
Table top			Table frame				Profiles	Table base/floor			
A	B	N	C/E	D/F	I/J	K/L	M	G	H	N	
•	•	•	•	•	•	•	•	•	•	•	271
•	•	•	•	•	•	•	•	•	•	•	281
•	•	•	•	-	-	-	-	•	-	•	290
•	•	•	•	-	-	-	-	•	-	•	290
•	•	•	•	•	•	•	•	•	•	•	290
•	•	•	•	•	•	•	•	•	•	•	292
•	•	•	•	-	-	-	-	•	-	•	291
•	•	•	•	•	•	•	•	•	•	•	291
•	•	•	-	-	-	-	-	•	-	•	291
•	•	•	-	-	•	•	•	•	-	-	292

PROTUM® series
K series
UNIFLEX Advanced series
M series
TKIP® series
XL series
QUANTUM® series
TKR series
TKA series
UAT series

P0240 GS

PROTUM OFFICE

K
seriesUNIFLEX
Advanced
series

This variant for office use is based on the PROTUM® cable carrier system.

design element, e.g. with an elegant silver-grey optic.

With its inner width of 50 mm and cable installation on both sides, PROTUM OFFICE offers sufficient space for telecommunication, energy and data cables in modern offices.

The linkless design can blend into the environment as a

M
series

Small, light cable carrier

- » Long service life – no links and therefore no link wear
- » Good ratio of usable space to outer dimensions
- » Easy installation by pressing in the cables
- » Easy to install and fill
- » Suitable for retrofitting
- » Clean, space-saving installation
- » Can be filled on one or both sides

Easy and fast installation

- » Connections for all smooth surfaces
- » Standard connection for table frame, round and square outside the footwell
- » Up to 4 installation options, depending on connection (magnets, screws, cable ties and adhesive tape)
- » Floor connection for sturdy positioning and floor connection

TKHP®
seriesXL
seriesQUANTUM®
series

Stay variants



Design 010..... page 271

Frame with lamellae in the outer radius

- » Belt with clip-on side parts.
- » **One-sided:** for pressing in.

TKR
seriesTKA
seriesUAT
series

Stay variant 010 – with lamellae in the outer radius

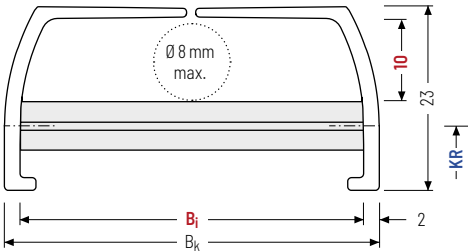
- » Belt with clip-on side parts.
- » **Outside:** for pressing in.



Stay arrangement on each chain link (**fully stayed**)




B_i 50 mm



h_i [mm]	h_g [mm]	B_i [mm]	B_k [mm]	q_k [kg/m]
10	23	50	$B_i + 4$	0.28

Standard colors



Black (RAL 9005)
Mat. no. 75637*

White (RAL 9010)
Mat. no. 75645*

Silver-gray (RAL 9023)
Mat. no. 75641*



For bulk buyers, the color variants of the belt, the side parts and the connections can be individually combined on request. Colored items may have color differences.

* Length: 960 mm

PROTUM®
series

K
series

UNIFLEX
Advanced
series

M
series

TKHP®
series

XL
series

QUANTUM®
series

TKR
series

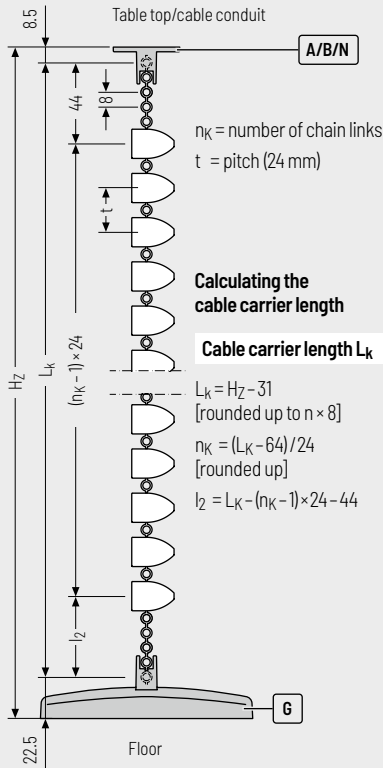
TKA
series

UAT
series

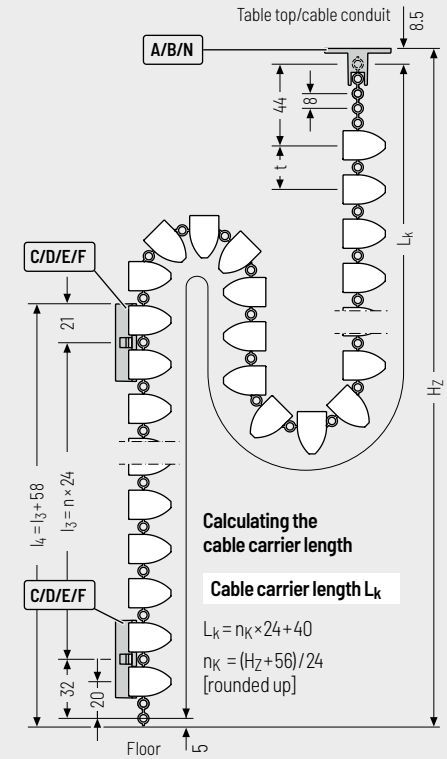
Combination options for end connectors

Depending on the design of your office furniture, different combination options are possible for the end connectors. They can be attached underneath table tops/cable conduits, to round or square table legs or to the floor.


Combination options for tables without height adjustment



Combination options for tables with height adjustment




End connectors



Page 274



Page 274



Page 275



Page 275



Page 276

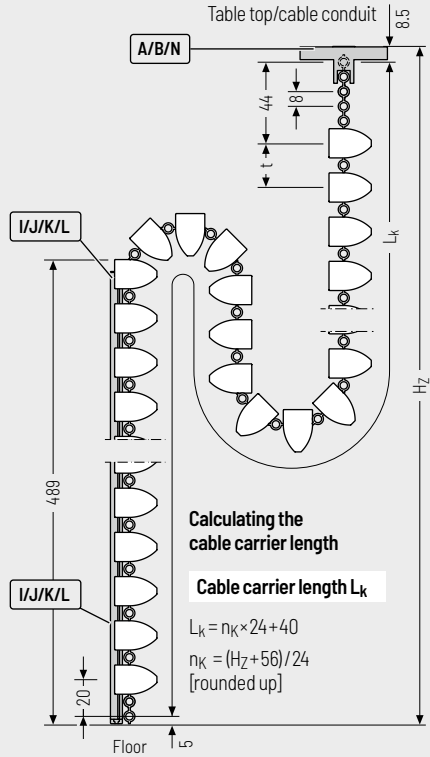
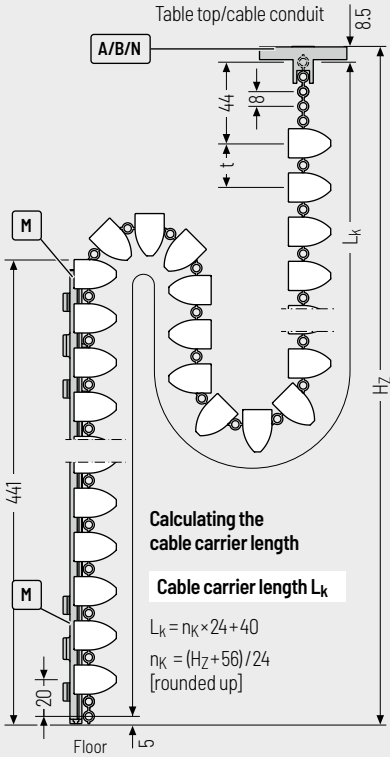


All connections and cable carriers can be combined with each other and are available in the colour variants silver-grey, black and white.

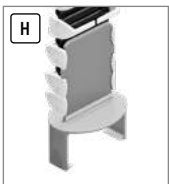
Combination options for end connectors

Depending on the design of your office furniture, different combination options are possible for the end connectors. They can be attached underneath table tops/cable conduits, to round or square table legs or to the floor.


Combination options for tables with height adjustment




End connectors




Page 276



Page 277



Page 278



Page 279



Page 280

Subject to change without notice.

All connections and cable carriers can be combined with each other and are available in the colour variants silver-grey, black and white.

PROTUM® series

K series

UNIFLEX Advanced series

M series

TKHP® series

XL series

QUANTUM® series

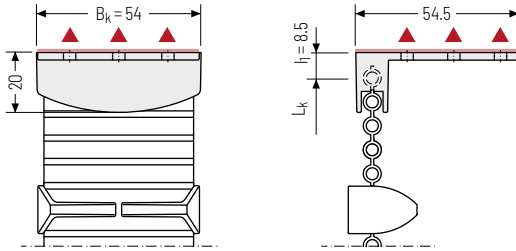
TKR series

TKA series

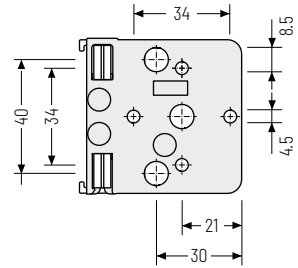
UAT series

Connection A – angled for table top

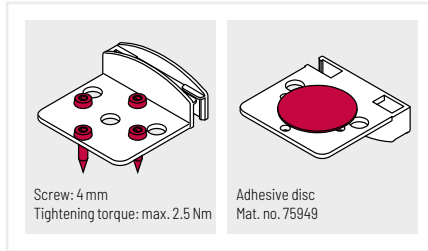
Table connection for screw-fixing the cable routing underneath the table top or on a cable conduit.



▲ Installation options



Fixing variant



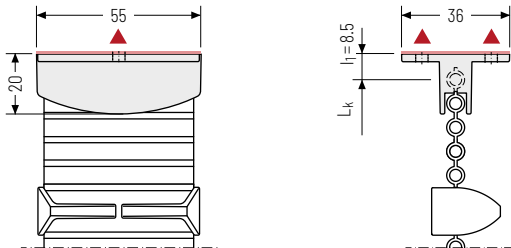
Color variants

- Black
Mat. no. 75739*
- White
Mat. no. 75884*
- Silver-gray
Mat. no. 75876*

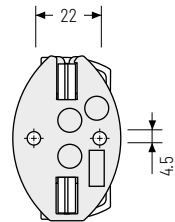
*SU = 50 pieces

Connection B – oval for table top

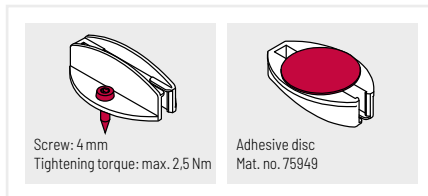
Table connection for screw-fixing the cable routing underneath the table top or on a cable conduit.



▲ Installation options



Fixing variant



Color variants

- Black
Mat. no. 75740*
- White
Mat. no. 75885*
- Silver-gray
Mat. no. 75877*

*SU = 50 pieces

Also available as magnetic version (Connector N) see p. 280

PROTUM®
series

K
series

UNIFLEX
Advanced
series

M
series

TKHP®
series

XL
series

QUANTUM®
series

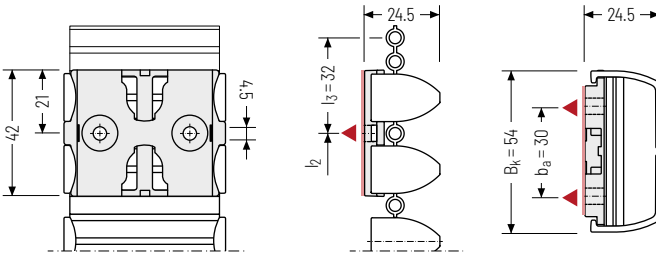
TKR
series

TKA
series


UAT
series

Connection C/E – for flat table frame

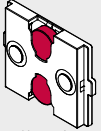
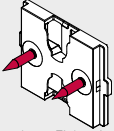
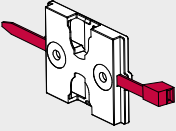
Connection for installing the cable routing on a square table frame.
Fixing with integrated magnets, screws or cable ties.






▲ Installation options

 Self-adhesive counterholder available for non-magnetic surfaces!

Fixing variants

<p>Connection E</p>  <p>Magnets. Magnetic retention force: max. 40 N</p>	<p>Connection C</p>  <p>Screw: 4 mm, Tightening torque: max. 2.5 Nm</p>	<p>Connection C</p>  <p>Cable tie: 5 mm</p>
--	---	---

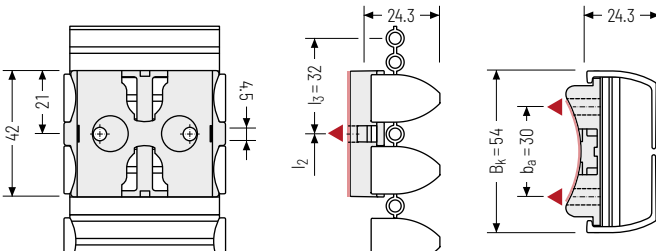
Color variants

-  Black
(E) Mat. no. 75741*
(C) Mat. no. 75742*
-  White
(E) Mat. no. 75886*
(C) Mat. no. 75887*
-  Silver-gray
(E) Mat. no. 75878*
(C) Mat. no. 75879*

*SU = 50 pieces

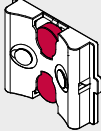
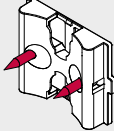
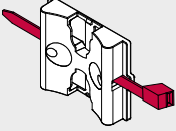
Connection D/F – for round table frame

Connection for installing the cable routing on a table frame with 70 mm diameter.
Fixing with integrated magnets, screws or cable ties.






▲ Installation options

Fixing variants

<p>Connection F</p>  <p>Magnets. Magnetic retention force: max. 40 N</p>	<p>Connection D</p>  <p>Screw: 4 mm, Tightening torque: max. 2.5 Nm</p>	<p>Connection D</p>  <p>Cable tie: 5 mm</p>
--	---	---

Color variants

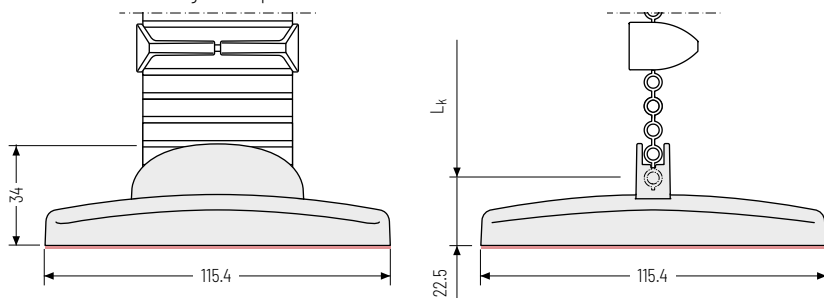
-  Black
(F) Mat. no. 75744*
(D) Mat. no. 75743*
-  White
(F) Mat. no. 75888*
(D) Mat. no. 75889*
-  Silver-gray
(F) Mat. no. 75880*
(D) Mat. no. 75881*

*SU = 50 pieces

PROTUM® series
K series
UNIFLEX Advanced series
M series
TKHP® series
XL series
QUANTUM® series
TKR series
TKA series
UAT series

Connection G – floor connection

Floor connection for a clean transition of the cable routing to the floor.
Individual colors and designs on request.

**Color variants**

Black
Mat. no. 75745*



White
Mat. no. 75890*

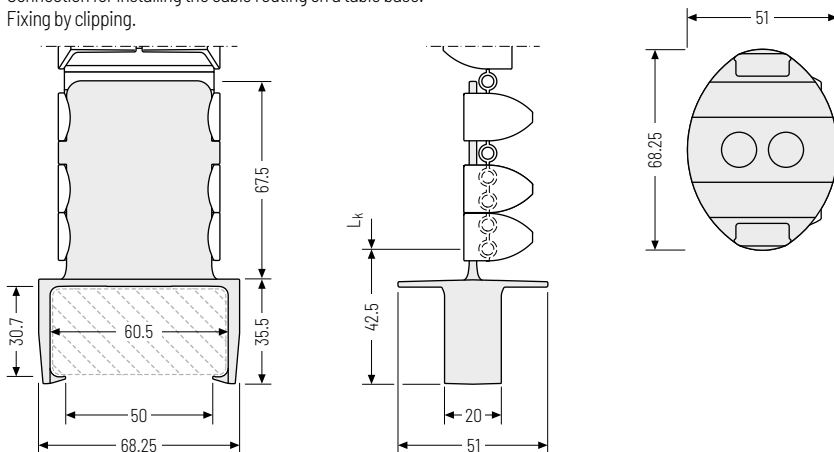
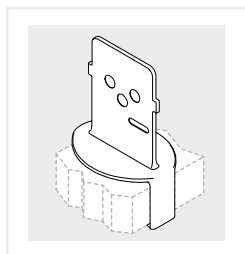


Silver-gray
Mat. no. 75882*

*SU = 50 pieces

Connection H – for table base

Connection for installing the cable routing on a table base.
Fixing by clipping.

**Fixing variant****Color variants**

Black
Mat. no. 75992*



White
Mat. no. 75994*

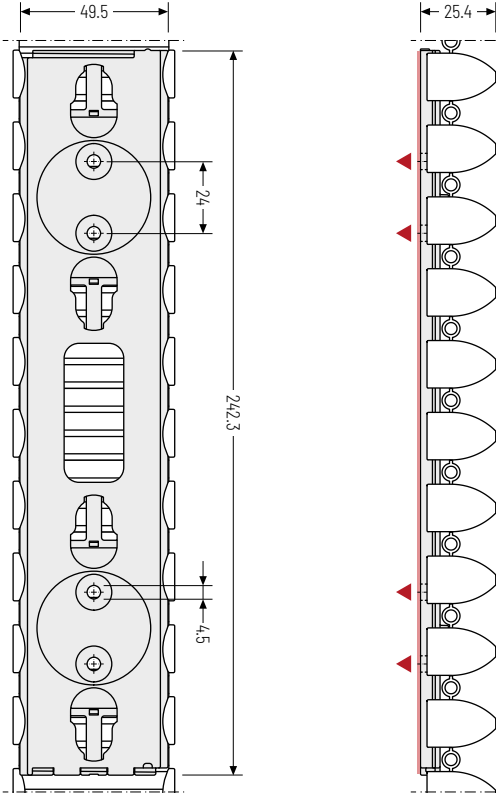


Silver-gray
Mat. no. 75993*

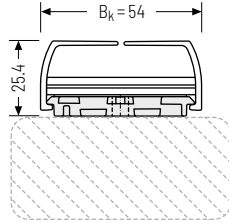
*SU = 50 pieces


Connection I/J – for flat table frame

Connection for installing the cable routing on a square table frame. Fixing with integrated magnets or screws.






▲ Installation options



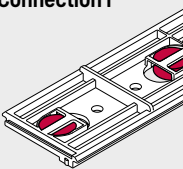
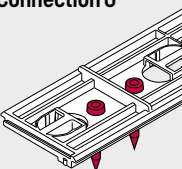
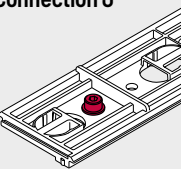
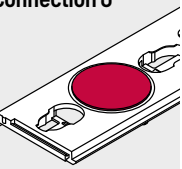
 Self-adhesive counterholder available for non-magnetic surfaces!

Color variants

-  Black
(I) Mat. no. 75940*
(J) Mat. no. 75634*
-  White
(I) Mat. no. 75941*
(J) Mat. no. 75635*
-  Silver-gray
(I) Mat. no. 75942*
(J) Mat. no. 75636*

*SU = 50 pieces

Fixing variants

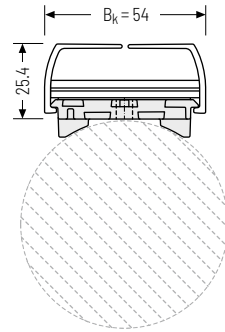
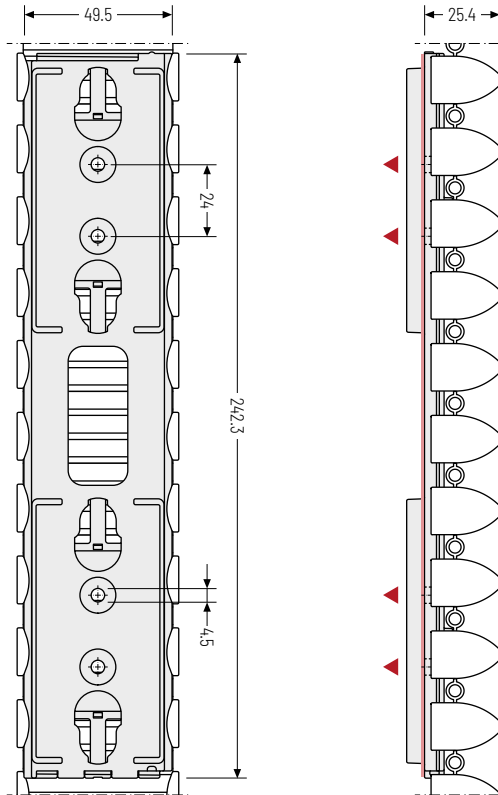
<p>Connection I</p>  <p>Up to 4 magnets, Magnetic retention force: min. 60 N</p>	<p>Connection J</p>  <p>Up to 4 Screws: 4 mm Tightening torque: max. 2.5 Nm</p>	<p>Connection J</p>  <p>For slot nut M4 Cylinder screw: DIN 9612 M4 Washer: DIN 125</p>	<p>Connection J</p>  <p>Adhesive disc Mat. no. 75949</p>
--	---	---	--

PROTUM® series
K series
UNIFLEX Advanced series
M series
TKHP® series
XL series
QUANTUM® series
TKR series
TKA series
UAT series

Connection K/L - for round table frame

Connection for installing the cable routing on a table frame with 70 mm diameter. Fixing with integrated magnets or screws.

▲ Installation options

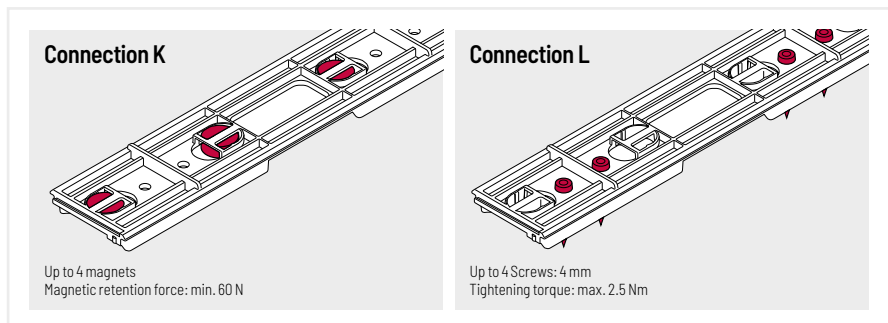


Individual diameters on request.

Color variants

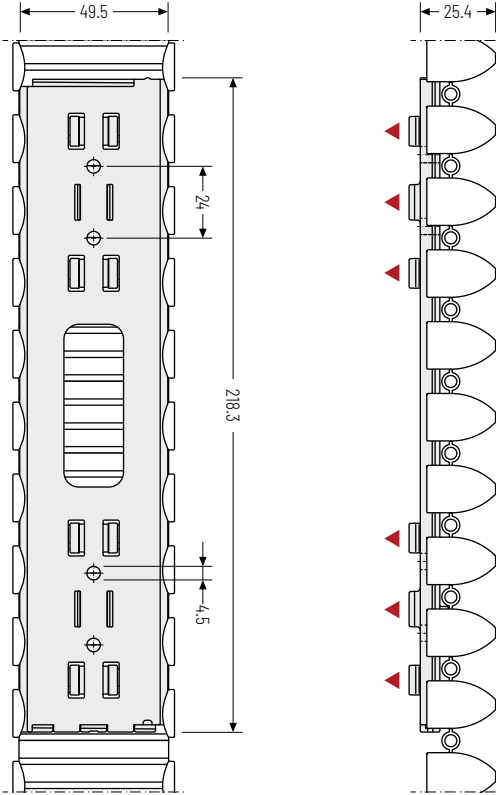
- Black
(K) Mat. no. 75943*
(L) Mat. no. 75647*
- White
(K) Mat. no. 75944*
(L) Mat. no. 75648*
- Silver-gray
(K) Mat. no. 75945*
(L) Mat. no. 75649*

*SU = 50 pieces

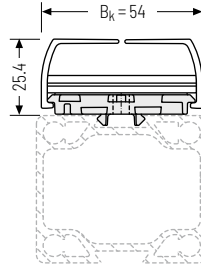
Fixing variants

Connection M – for profiles flat

Connection for installing the cable routing on aluminum profiles rectangular. Fixing via integrated clip.



▲ Installation options



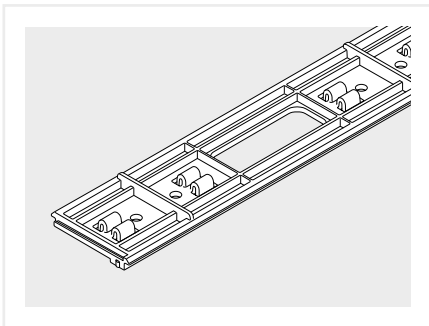
i Individual profile cross-section on request.

Color variants

- Black
Mat. no. 75937*
- White
Mat. no. 75938*
- Silver-gray
Mat. no. 75939*

*SU = 50 pieces

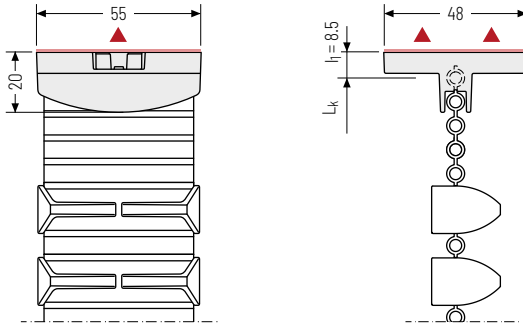
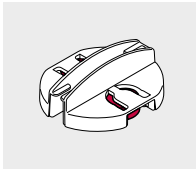
Fixing variant



i The assembly depends on the shape of the aluminum profile. Please contact us – we are happy to advise you


Connection N – oval for table top


Table connection for installing the cable routing underneath the table top or on a cable conduit via integrated magnets.

**Fixing variant**




Magnets
Magnetic retention
force:
max. 35 N

▲ Installation options



 Self-adhesive counterholder available for non-magnetic surfaces!

Color variants

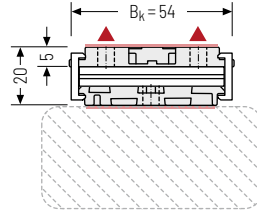
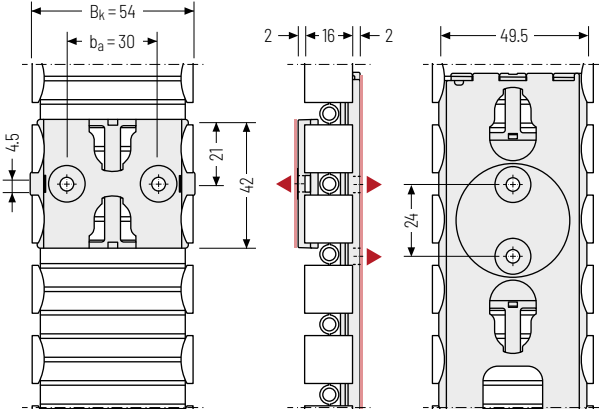
-  Black
Mat. no. 75937*
-  White
Mat. no. 75938*
-  Silver-gray
Mat. no. 75939*

*SU = 50 pieces

Side parts „Clip“ – Fixing kit for connection on both sides

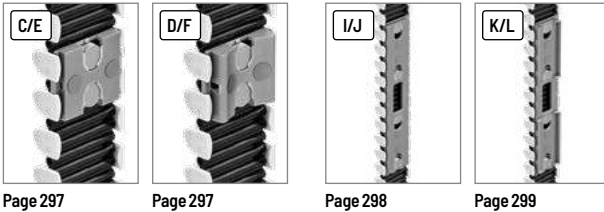
Connection for installing the cable routing and attachments such as connector strips, adapters and much more. Fixing with integrated magnets or screws.

▲ Installation options



i Self-adhesive counterholder available for non-magnetic surfaces!

The fixing kit includes the belt and the side parts "Clip" for a length of 480 mm. The side parts "Clip" can be combined with the following connectors:



Page 297

Page 297


Page 298

Page 299

Color variants

- Black
Mat. no. 75815*
- White
Mat. no. 75817*
- Silver-gray
Mat. no. 75816*

* Length: 480 mm



Side parts „Clip“

We are happy to develop customized fasteners upon request.

Subject to change without notice.

PROTUM®
series

K series

UNIFLEX
Advanced series

M series

TKHP® series


XL series

QUANTUM® series

TKR series

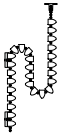



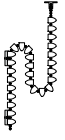



TKA series

UAT series

K
seriesUNIFLEX
Advanced
seriesM
seriesTKHP®
seriesXL
seriesQUANTUM®
seriesTKR
seriesTKA
seriesUAT
series

Order





Standard sets for height-adjustable tables (standing/seated work stations) up to 740 mm lifting height

		Color	Order no. Set
	Standard set Protum Office P0240GS for standing/seated work station for one-sided cable laying , total length 1350 mm incl. 1 connection B and 2 connections F for installation underneath a table top and on a round table frame (D = 70 mm)	 Black	75905
		 White	75907
		 Silver-gray	75906
	Standard set Protum Office P0240GS for standing/seated work station for one-sided cable laying , total length 1350 mm incl. 1 connection B and 2 connections E for installation underneath a table top and on a flat table frame	 Schwarz	75901
		 White	75903
		 Silver-gray	75902





Standard sets for non-height adjustable tables (standard work stations)

		Color	Order no. Set
	Standard set Protum Office P0240GS for standard work station for one-sided cable laying , total length 815 mm incl. 1 connection B and 1 connection C for installation underneath a table top and the floor transition	 Black	75896
		 White	75898
		 Silver-gray	75897

Standard sets for attaching a power strip

		Color	Order no. Set
	Standard set of "Clip" side parts for attaching a power strip . Fastening set for attaching on both sides . Total length 480 mm.	 Black	75815
		 White	75817
		 Silver-gray	75816

Standard sets for cable routing P0240GS

		Color	Order no. Set
	Standard set for cable routing Protum Office P0240GS , inner cross section 50 x 10 mm, total length 960 mm.	 Black	75637
		 White	75645
		 Silver-gray	75641

All sets are delivered packaged in a box including fixing materials and installation instructions.

The order number applies for 1 set / 1 sales unit (SU) = 50 sets. Individual sets (from 5 units = 250 sets) only for bulk buyers on request.

PROTUM®
series

K
series

UNIFLEX
Advanced
series

M
series

TKHP®
series

XL
series

QUANTUM®
series

TKR
series

TKA
series

UAT
series



P0400 GS

PROTUM OFFICE



Pitch
40 mm



Inner height
21.5 mm



Inner width
25 - 52 mm

This variant for office use is based on the PROTUM® cable carrier system. With an inner width of 50 mm and cable installation on both sides, PROTUM OFFICE offers sufficient space for telecommunication, energy and data cables in modern offices.

The linkless design can blend into the environment as a design element, e.g. with an elegant silver-grey optic.

Small, light cable carrier

- » Long service life - no links and therefore no link wear
- » Easy to install and fill
- » Suitable for retrofitting
- » Clean, space-saving installation
- » Can be filled on one or both sides

Easy and fast installation

- » Standard connection for table frame, round and square outside the footwell
- » Up to 4 installation options, depending on connection (magnets, screws, cable ties and adhesive tape)
- » Floor connection for sturdy positioning and floor connection

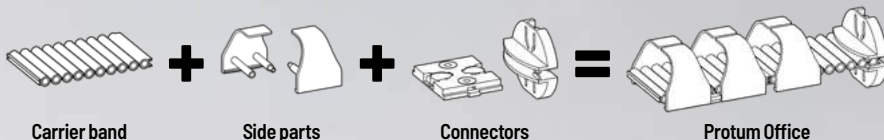
Application

- » Table wiring
- » Integration power strips
- » Room wiring
- » ... and more

Ready-to-install standard sets, including mounting hardware. Individual sets (from 5 units = 250 sets) only for bulk buyers on request.

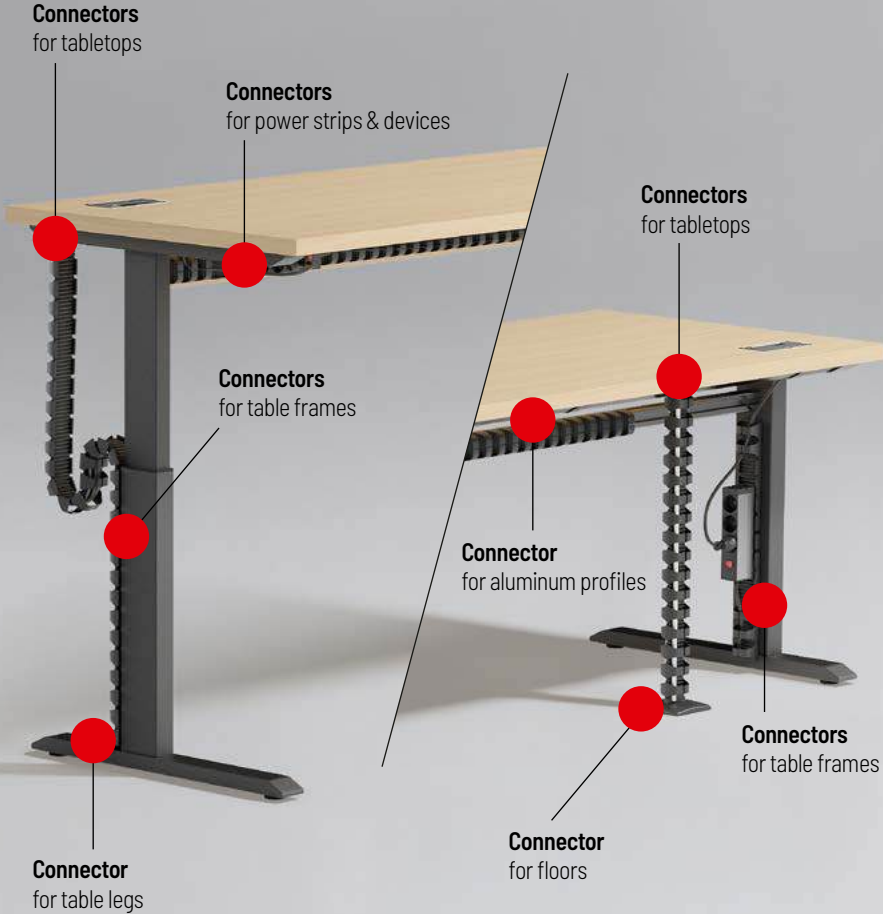


Construction kit for office workstations



Flexible and modular:

Connectors for (almost*) any situation



K series

UNIFLEX
Advanced series

M series

TKHP® series

XL series

QUANTUM® series

TKR series


TKA series

UAT series

*Custom and individual connections

We are happy to develop and manufacture custom connectors upon request.





Black (RAL 9005)

White (RAL 9010)

Silver-gray (RAL 9023)



For bulk buyers, the color variants of the belt, the side parts and the connections can be individually combined on request. Colored items may have color differences.

Carrier band

Seamless profile made of flexible TPE. The individual profiles, each 240 mm long, can be extended to the desired length using the tongue-and-groove connection. Individual profiles can be cut to size.



Multi

Flexible profile available in widths of 25 mm, 38 mm, and 50 mm



Adapters

Adapter fittings for attaching table and floor connections.

Side parts

The various side panels are simply pressed into the side of the chain link and can therefore be adjusted even after installation. Different widths, interior heights, and cable configurations are possible. Cables can be easily inserted.



GS01 short – one-sided

- » Side panel for routing cables on one side
- » for widths: 25/38 mm



Tube – one-sided

- » Closed side panel for horizontal single-sided cable routing
- » for width: 50 mm



GS01 long – one-sided

- » Side panel for routing cables on one side
- » for widths: 38/50 mm



Clip – double-sided

- » For integrating add-on components, such as connector strips, etc.
- » for width: 50 mm



GS02 – double-sided

- » Side panel for routing cables on both sides
- » for width: 50 mm




GS01 Module combination – one-sided

- » Center section for combining multiple carrier bands and separating them with compartments
- » for widths: 51 mm and up

End connectors

Can be mounted on table frames, table tops, or cable channels, on rectangular or round table legs, or on the floor.
 Can be installed in various ways using magnets, screws, adhesive pads, cable ties, or the integrated clip.



Connector A

- » For installation under the **tabletop** or on the cable channel
- » Mounting: screw-on



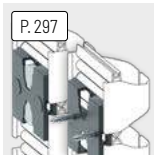
Connector N

- » For mounting under the **tabletop** on the cable channel or on the **table base**
- » Mounting: built-in magnets.



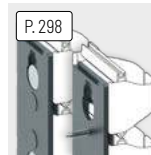
Connector B

- » For installation under the **tabletop** or on the cable channel
- » Mounting: screw-on



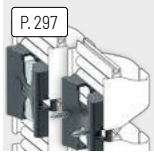
Connector C/E – short

- » For mounting on a rectangular **table frame**
- » Mounting: built-in magnets, screws, or cable ties



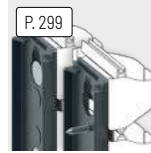
Connector I/J – long

- » For mounting on a rectangular **table frame**
- » Mounting: built-in magnets or screws




Connector D/F – short

- » For mounting on a **table frame** with a diameter of 70 mm
- » Mounting: built-in magnets, screws, or cable ties




Connector K/L – long

- » For mounting on a **table frame** with a diameter of 70 mm
- » Mounting: built-in magnets or screws



Connector M – long

- » For mounting on rectangular **aluminum profiles**
- » Mounting: integrated clip



Connector DTO

- » For mounting **power strips and devices**
- » Mounting: OEM-specific



Connector H

- » For mounting on the **table base**
- » Mounting: snap into place



Connector G

- » A neat finish for the **flooring**

PROTUM®
series

K
series

UNIFLEX
Advanced
series

M
series

TKHP®
series

XL
series

QUANTUM®
series

TKR
series

TKA
series

UAT
series



P0400 GS | Carrier band

PROTUM®
series





K
series



UNIFLEX
Advanced
series



M
series

Color	B _i	Multi*	 Adapter tongue	 Adapter groove	 Adapter tongue**	 Adapter groove**
● Black	25	200000763	200000727	200000728	-	-
	38	200000766	200000729	200000730	200000731	200000732
	50	75909	-	-	-	-
○ White	25	200000765	200000739	200000740	-	-
	38	200000768	200000741	200000742	200000743	200000738
	50	75913	-	-	-	-
● Silver-gray	25	200000764	200000733	200000734	-	-
	38	200000767	200000735	200000736	200000737	200000744
	50	75914	-	-	-	-

*Length = 240 mm ** Two adapters are required per connection; the design (tongue and groove) depends on the connection side

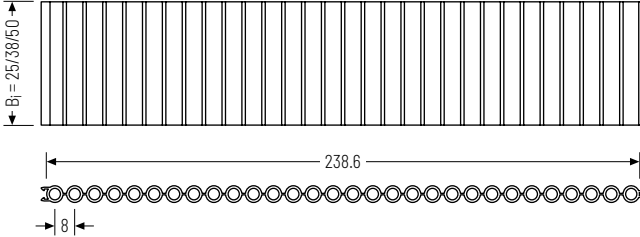
TKR
series

TKA
series

UAT
series

Carrier band - Multi

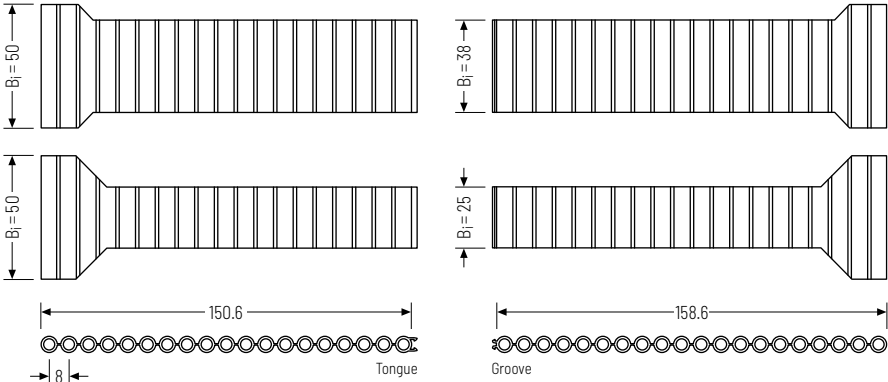
Seamless profile made of flexible TPE. The individual profiles can be extended to the desired length using the tongue-and-groove connection. Individual profiles can be cut to size.



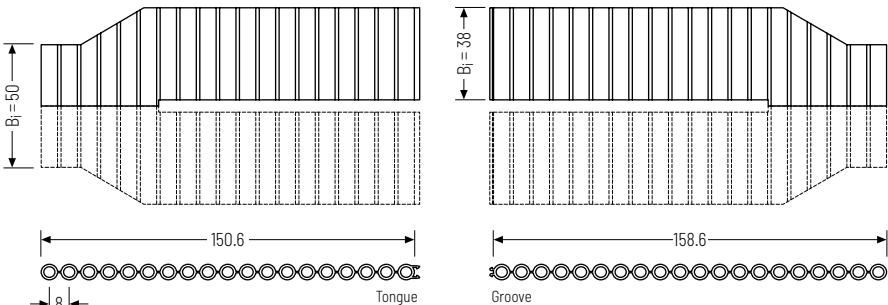
Carrier band - Adapter

Seamless profile made of flexible TPE. The adapter pieces for 25-mm and 38-mm chain belt widths can be connected to the Multi carrier band via a tongue-and-groove joint to secure table and floor connectors.

Connection Adapter Multi





Connection Adapter Modul



Subject to change without notice.

PROTUM® series
K series
UNIFLEX Advanced series
M series
TKHP® series
XL series
QUANTUM® series
TKR series
TKA series
UAT series

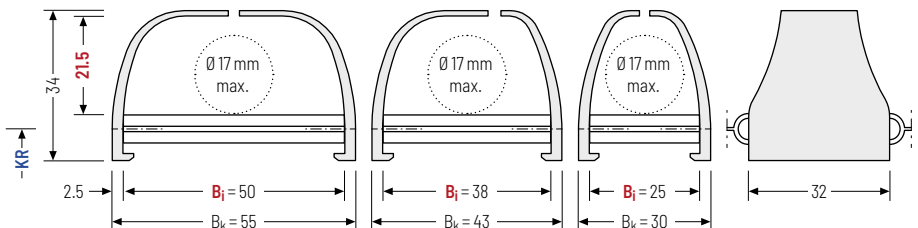


Color	B_i	GS01 One-sided*	GS02 Double-sided*	GS01 Module combination*	Clip*	Tube short***	Tube medium*	Tube long***
● Black	25	200000778	-	-	-	-	-	-
	38	200000796	-	200000814	-	-	-	-
	50	75972	75981	75855	75812	200000709	200000841	200000708
○ White	25	200000780	-	-	-	-	-	-
	38	200000798	-	200000816	-	-	-	-
	50	75980	75989	75857	75814	200000713	200000843	200000712
● Silver-gray	25	200000779	-	-	-	-	-	-
	38	200000797	-	200000816	-	-	-	-
	50	75976	75985	75856	75813	200000717	200000842	200000716

*Standard set (carrier band + side parts), total length 960 mm **total length 480 mm ***1 side part

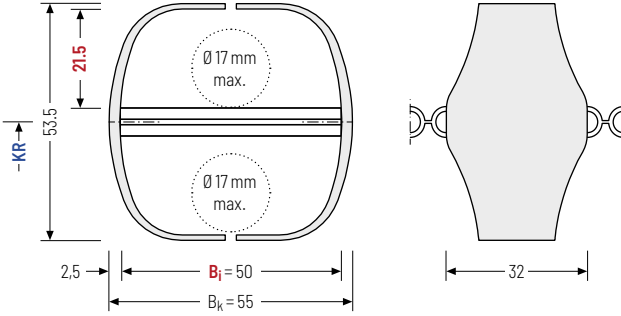
Side part GS01 - One-sided

Side part for routing cables on one side. The side parts are pressed into the side of the carrier band and can therefore be adjusted even after installation. Cables can be easily inserted.



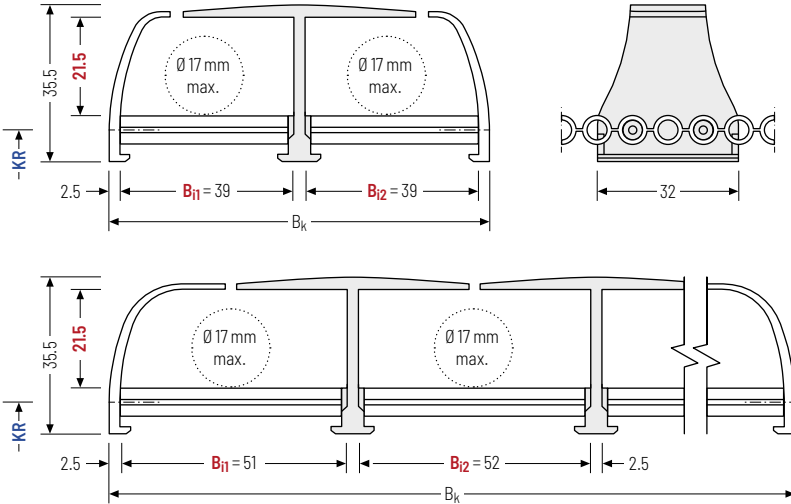
Side part GS02 – Double-sided

Side part for routing cables on both sides. The side parts are pressed into the side of the carrier band and can therefore be adjusted even after installation. Cables can be easily inserted.



Side part GS01 Module combination – For combining multiple carrier bands

Center section for combining multiple carrier bands to route cables on one side. The resulting compartments are used to separate the cables. Cables can be easily inserted.



Design	Chamber	hi [mm]	hg [mm]	Bi [mm]	Bk [mm]
P0400GS01.2	2	21.5	35.5	2x39	85.5
P0400GS01.2	2	21.5	35.5	2x51	109.5
P0400GS01.3	3	21.5	35.5	2x51 + 1x52	164.0
P0400GS01.4	4	21.5	35.5	2x51 + 2x52	218.5
P0400GS01.5	5	21.5	35.5	2x51 + 3x52	273.0

Subject to change without notice.

PROTUM® series

K series

UNIFLEX Advanced series

M series

TKHP® series

XL series

QUANTUM® series

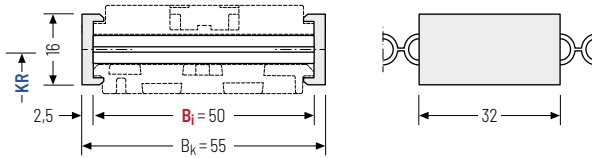
TKR series

TKA series

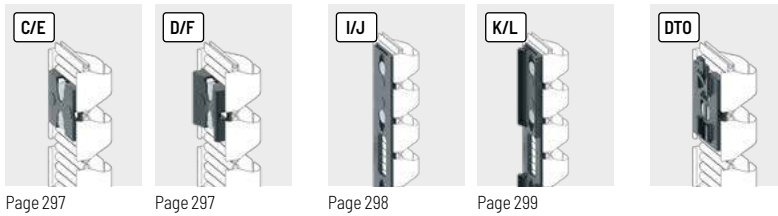
UAT series

Side part Clip – Mounting kit for double-sided mounting

For integrating add-on components such as connector strips, adapters, and much more. The side parts are pressed into the side of the carrier band and can therefore be adjusted even after installation.



The fixing kit includes the belt and the side parts "Clip" for a length of 480 mm. The side parts "Clip" can be combined with the following connectors:



Page 297

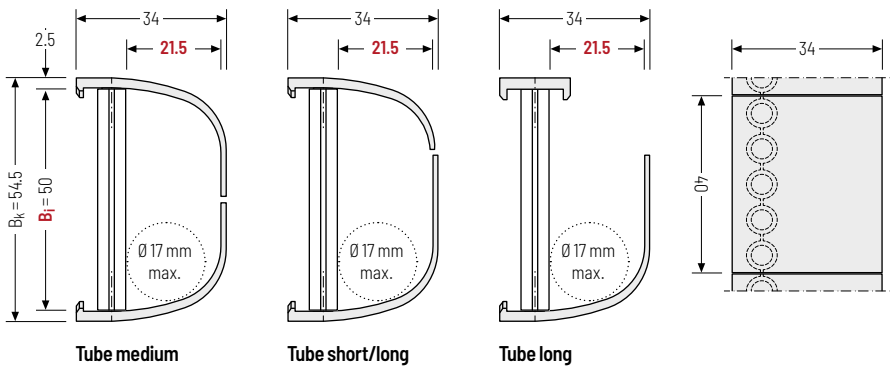
Page 297

Page 298

Page 299

Side part Tube – One-sided

Closed side part available in three versions for horizontal, single-sided cable routing. The side parts are pressed into the side of the carrier band and can therefore be adjusted even after installation. Cables can be easily inserted.



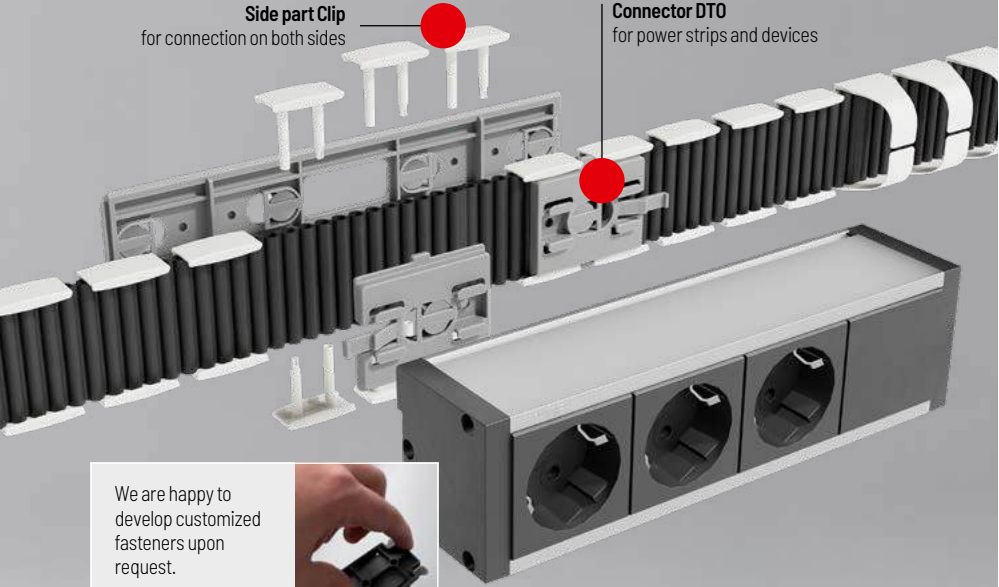
Tube medium

Tube short/long

Tube long

Side part Clip
for connection on both sides

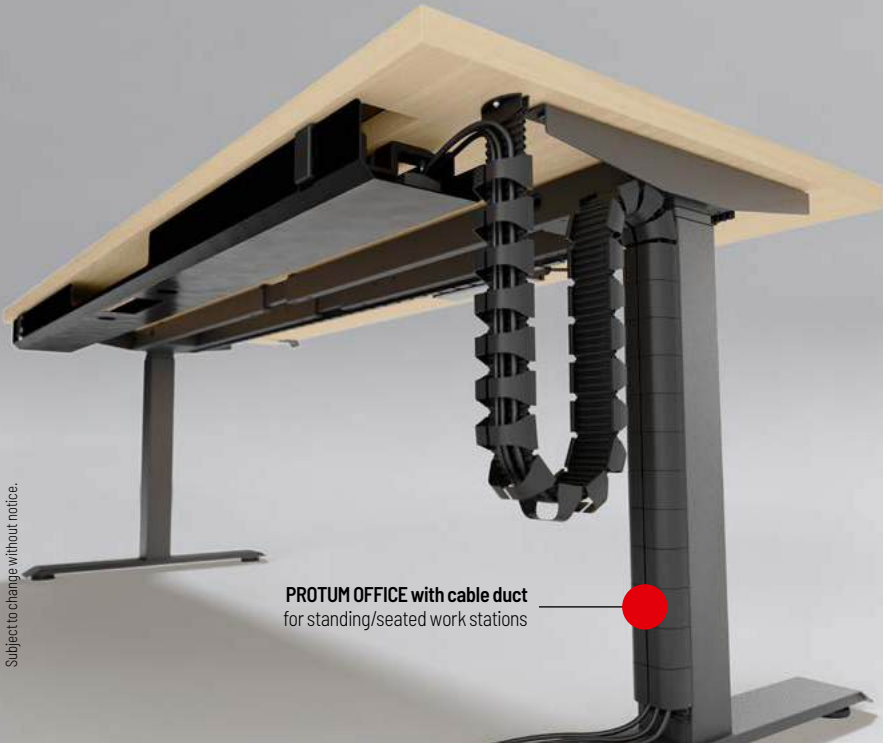
Connector DTO
for power strips and devices



We are happy to
develop customized
fasteners upon
request.



PROTUM OFFICE with cable duct
for standing/seated work stations

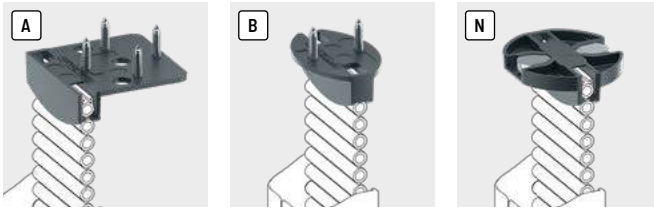


PROTUM®
series

K
series



UNIFLEX
Advanced
series



M
series

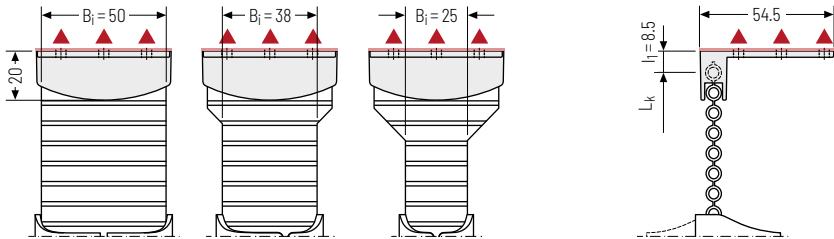
Color	B _i	A	B	N	Adapter B _i 25 Tongue	Adapter B _i 25 Groove	Adapter B _i 38 Tongue	Adapter B _i 38 Groove
Black	50	75741	75741	75744	200000727	200000728	200000729	200000730
White	50	75886	75887	75888	200000739	200000740	200000741	200000742
Silver-gray	50	75878	75879	75880	200000733	200000734	200000735	200000736

The order numbers apply to 1 SU = 50 pieces

XL
series

Connection A – angled for table top

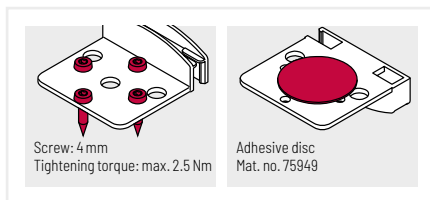
Table connection for screw-fixing the cable routing underneath the table top or on a cable conduit. ▲ Installation options



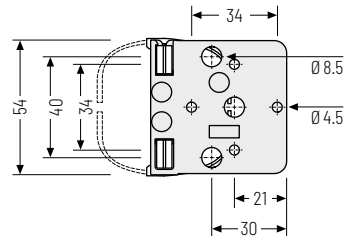
QUANTUM®
series

TKR
series

Fixing variant



TKA
series

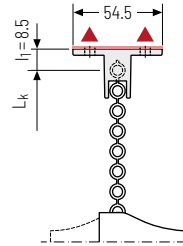
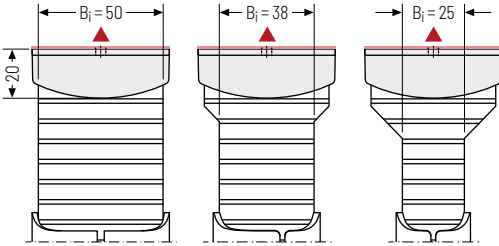


UAT
series

Connection B – oval for table top

Table connection for screw-fixing the cable routing underneath the table top or on a cable conduit.

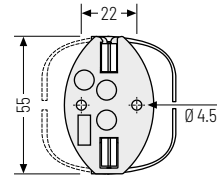
▲ Installation options



Fixing variant

Screw: 4 mm
Tightening torque: max. 2.5 Nm

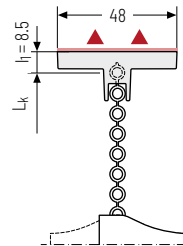
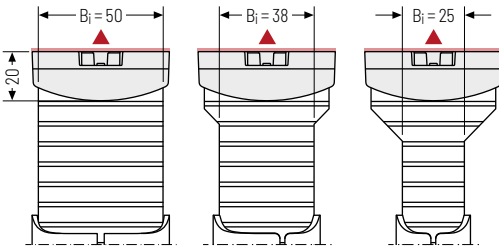
Adhesive disc
Mat. no. 75949



Connection N – oval for table top

Table connection for installing the cable routing underneath the table top or on a cable conduit via integrated magnets.

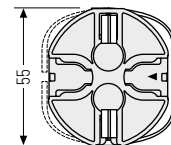
▲ Installation options



Fixing variant

Magnets
Magnetic retention force:
max. 35 N

Self-adhesive counterholder available for non-magnetic surfaces!



PROTUM® series	K series
UNIFLEX Advanced series	M series
TKHP® series	XL series
TKR series	QUANTUM® series
TKA series	TKR series
UAT series	TKA series

P0400 GS | End connectors · Table top

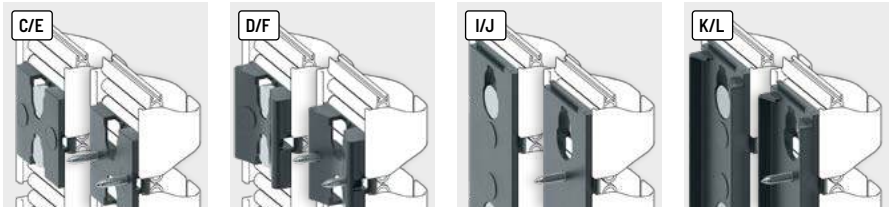


PROTUM®
series

K
series

UNIFLEX
Advanced
series

M
series



Color	B _i	E	C	F	D	I	J	K	L
● Black	25	200000745	200000191	-	-	-	-	-	-
	38	200000746	200000194	-	-	-	-	-	-
	50	75741	75742	75744	75888	75940	75634	75943	75647
○ White	25	200000749	200000191	-	-	-	-	-	-
	38	200000750	200000720	-	-	-	-	-	-
	50	75886	75887	75888	75889	75941	75635	75944	75648
● Silver-gray	25	200000747	200000192	-	-	-	-	-	-
	38	200000748	200000719	-	-	-	-	-	-
	50	75878	75879	75880	75881	75942	75636	75945	75649

The order numbers apply to 1 SU = 50 pieces

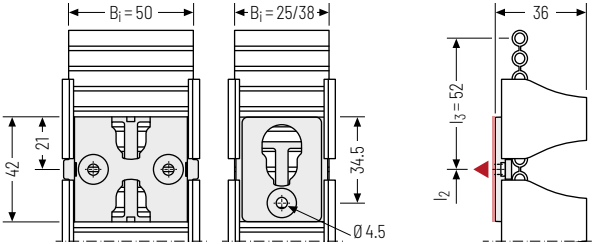
TKR
series

TKA
series

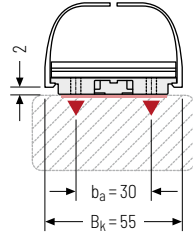
UAT
series

Connection C/E – for flat table frame

Connection for installing the cable routing on a square table frame. Fixing with integrated magnets, screws or cable ties.



▲ Installation options



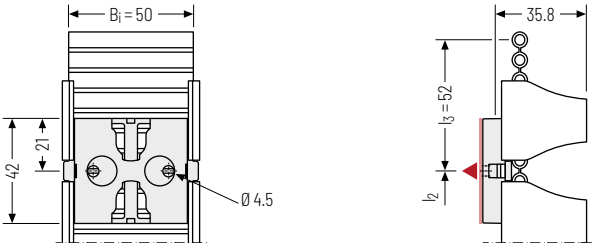
Fixing variants

<p>Connection E</p> <p>Magnets, Magnetic retention force: max. 40 N</p>	<p>Connection C</p> <p>Screw: 4 mm, Tightening torque: max. 2.5 Nm</p>	<p>Connection C</p> <p>Cable tie: 5 mm</p>
--	---	---

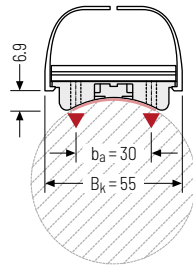
Counterholder available for non-magnetic surfaces!

Connection D/F – for round table frame

Connection for installing the cable routing on a table frame with 70 mm diameter. Fixing with integrated magnets, screws or cable ties.



▲ Installation options



Fixing variants

<p>Connection F</p> <p>Magnets, Magnetic retention force: max. 40 N</p>	<p>Connection D</p> <p>Screw: 4 mm, Tightening torque: max. 2.5 Nm</p>	<p>Connection D</p> <p>Cable tie: 5 mm</p>
--	---	---

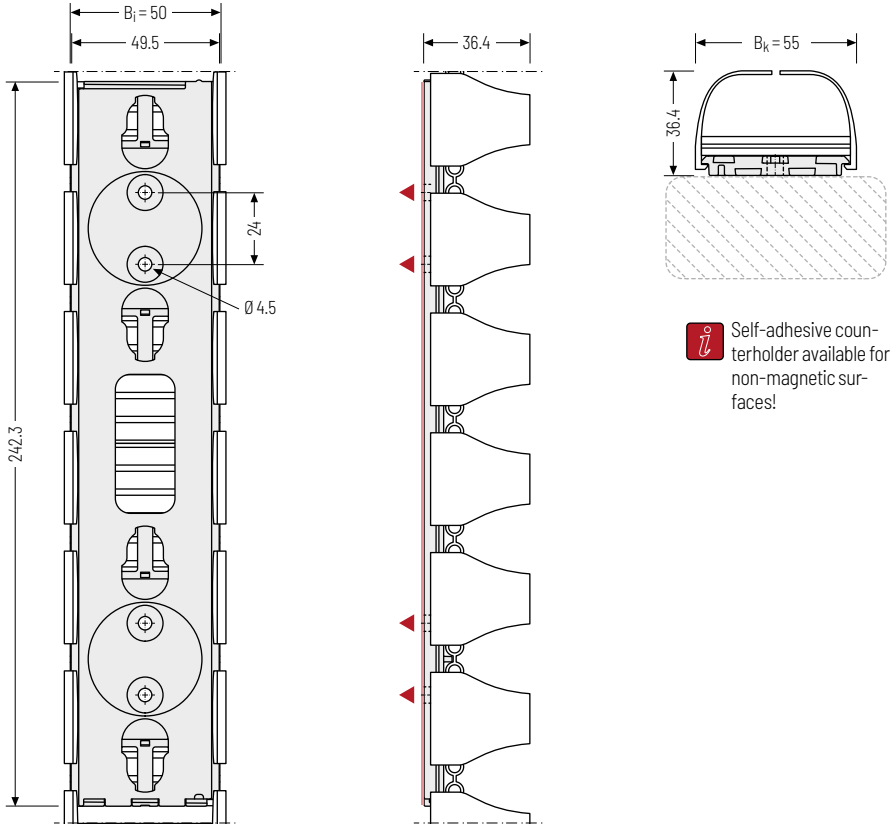
For B_i 25/38, the C/E connection can be used.

PROTUM® series	K series
UNIFLEX Advanced series	M series
TKHP® series	XL series
TKR series	QUANTUM® series
TKA series	TKR series
UAT series	TKA series
UAT series	UAT series

Connection I/J – for flat table frame

Connection for installing the cable routing on a square table frame. Fixing with integrated magnets or screws.

▲ Installation options



📌 Self-adhesive counterholder available for non-magnetic surfaces!

Fixing variants

<p>Connection I</p> <p>Up to 4 magnets, Magnetic retention force: min. 60 N</p>	<p>Connection J</p> <p>Up to 4 Screws: 4 mm Tightening torque: max. 2,5 Nm</p>	<p>Connection J</p> <p>For slot nut M4 Cylinder screw: DIN 9612 M4 Washer: DIN 125</p>	<p>Connection J</p> <p>Adhesive disc Mat. no. 75949</p>
--	---	---	--

K series

UNIFLEX Advanced series

M series

TKHP® series

XL series

QUANTUM® series

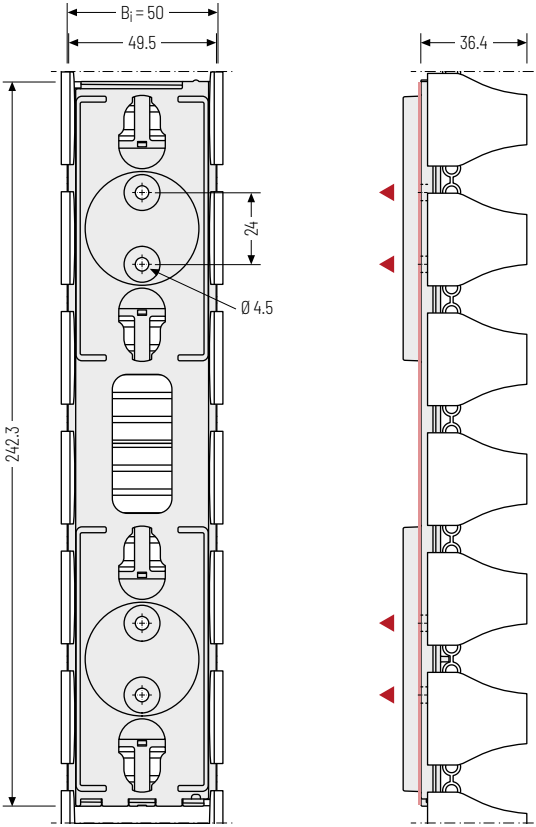
TKR series

TKA series

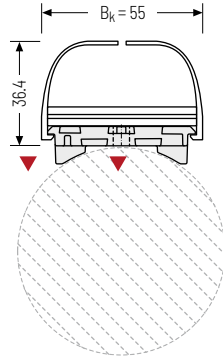
UAT series


Connection K/L – for round table frame

Connection for installing the cable routing on a table frame with 70 mm diameter. Fixing with integrated magnets or screws.



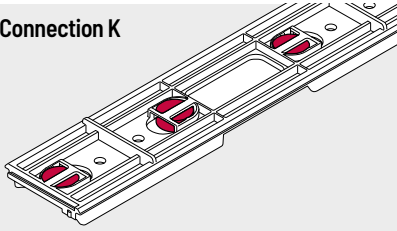
▲ Installation options



 Individual diameters on request.

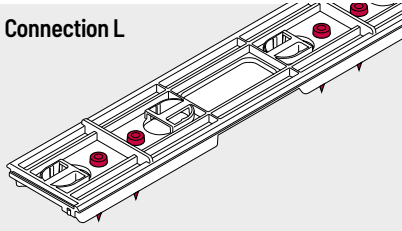
Fixing variants

Connection K



Up to 4 magnets
Magnetic retention force: min. 60 N

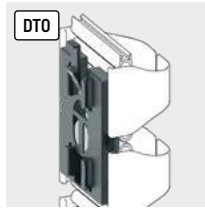
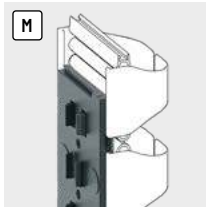
Connection L



Up to 4 Screws: 4 mm
Tightening torque: max. 2.5 Nm

Subject to change without notice.

PROTUM® series
K series
UNIFLEX Advanced series
M series
TKHP® series
XL series
QUANTUM® series
TKR series
TKA series
UAT series



Color

B_i

M



DTO



Black

50

75937*

-



White

50

75938*

-



Silver-gray

50

75939*

-

*SU = 50 pieces

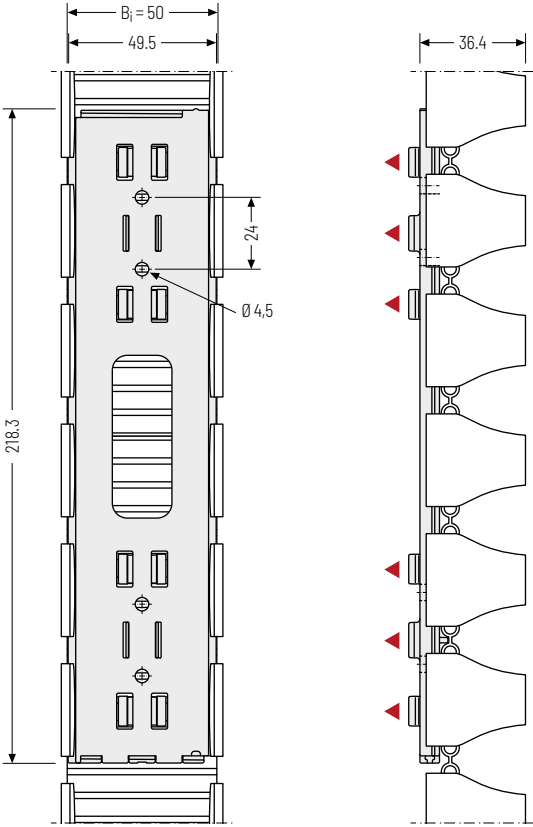
Connection DTO – custom fasteners

Upon request, we are happy to develop custom fasteners that are precisely tailored to your requirements and applications. From the initial concept through design to the finished solution, we support the entire development process with technical expertise and a high degree of precision. This results in customized solutions that impress with their functionality, quality, and reliability.

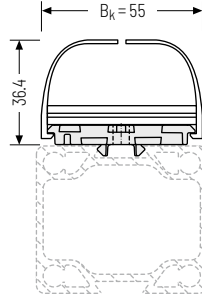


Connection M – for profiles flat

Connection for installing the cable routing on aluminum profiles rectangular. Fixing via integrated clip.

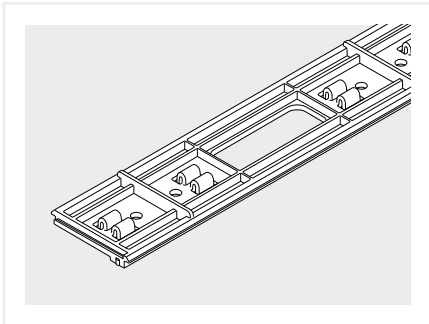


▲ Installation options



i Individual profile cross-section on request.

Fixing variant



i The assembly depends on the shape of the aluminum profile. Please contact us – we are happy to advise you

PROTUM® series

K series

UNIFLEX Advanced series

M series

TKHP® series

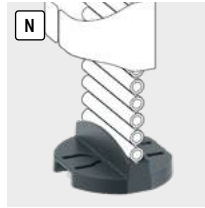
XL series

QUANTUM® series

TKR series

TKA series

UAT series

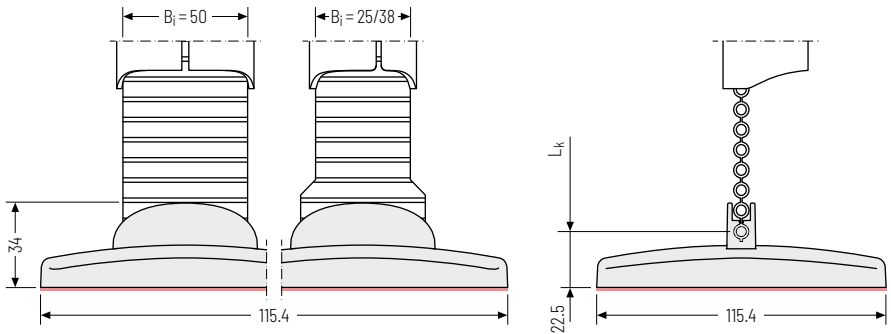


Color	B _i	G	H	N	Adapter B _i 25 Tongue	Adapter B _i 25 Groove	Adapter B _i 38 Tongue	Adapter B _i 38 Groove
Black	50	75745	75992	75744	200000727	200000728	200000729	200000730
White	50	75890	75994	75888	200000739	200000740	200000741	200000742
Silver-gray	50	75882	75993	75880	200000733	200000734	200000735	200000736

The order numbers apply to 1 SU = 50 pieces

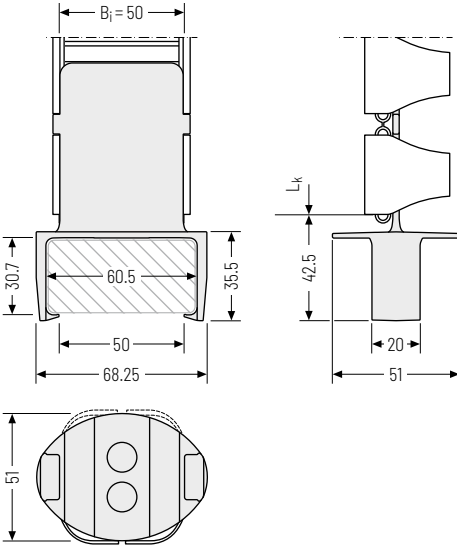
Connection G – floor connection

Floor connection for a clean transition of the cable routing to the floor.
Individual colors and designs on request.

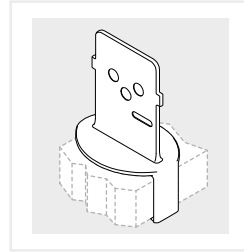


Connection H – for table base

Connection for installing the cable routing on a table base.
Fixing by clipping.



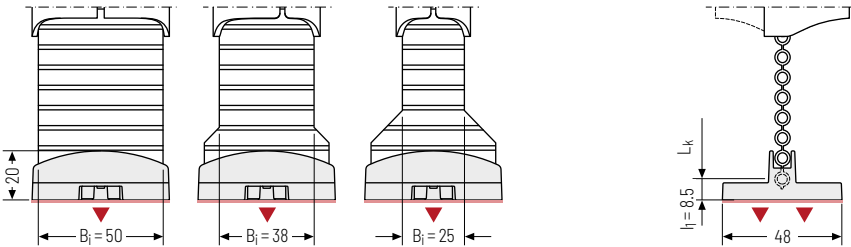
Fixing variant



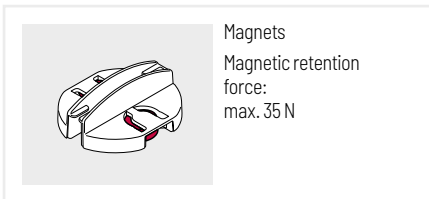
Connection N – oval for table top


Table connection for installing the cable routing underneath the table top
or on a cable conduit via integrated magnets.

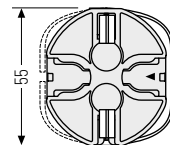
▲ Installation options



Fixing variant



 Self-adhesive counterholder available for non-magnetic surfaces!



PROTUM® series

K series

UNIFLEX Advanced series

M series

TKHP® series

XL series

QUANTUM® series

TKR series

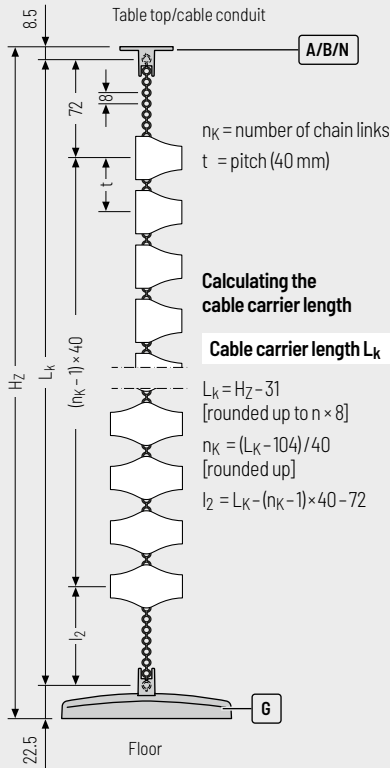
TKA series

UAT series

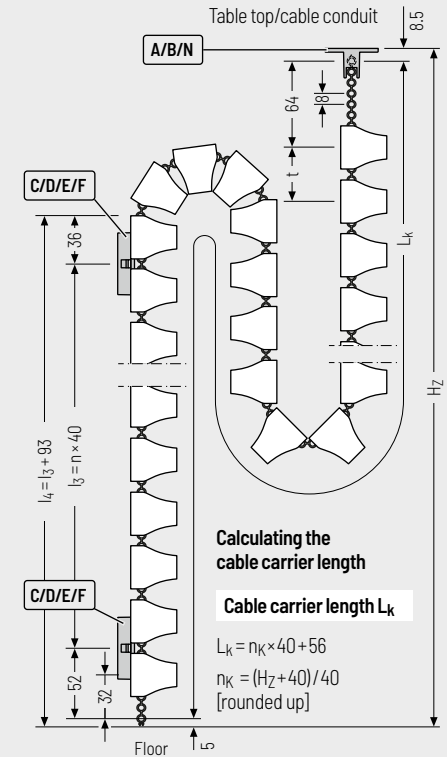
Combination options for end connectors

Depending on the design of your office furniture, different combination options are possible for the end connectors. They can be attached underneath table tops/cable conduits, to round or square table legs or to the floor.


Combination options for tables without height adjustment



Combination options for tables with height adjustment (only one-sided variant)




End connectors



Page 294




Page 295



Page 297



Page 297



Page 302

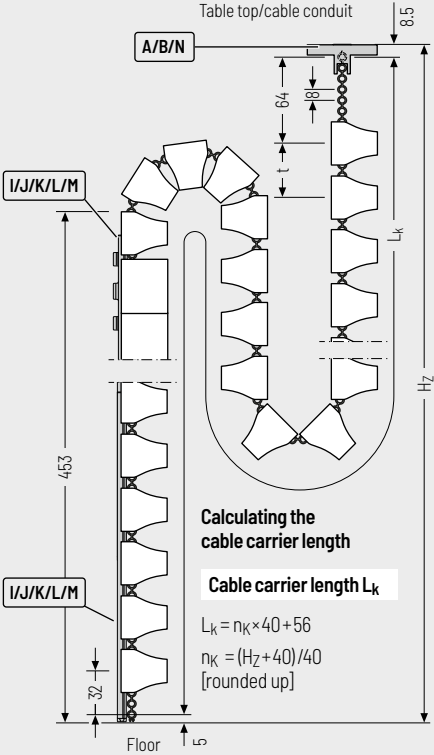


All connections and cable carriers can be combined with each other and are available in the colour variants silver-grey, black and white.

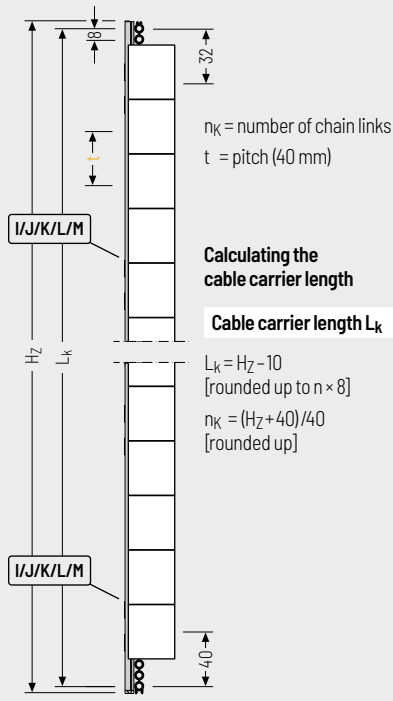
Combination options for end connectors

Depending on the design of your office furniture, different combination options are possible for the end connectors. They can be attached underneath table tops/cable conduits, to round or square table legs or to the floor.

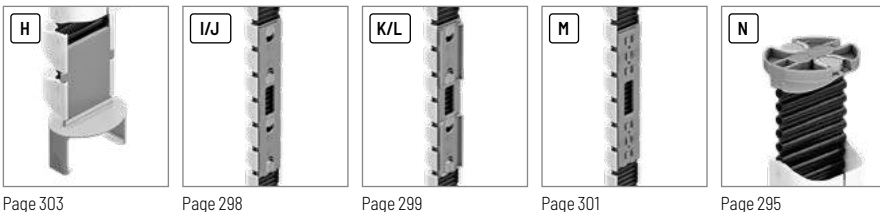
Combination options for tables with height adjustment (only one-sided variant)



Combination options for horizontal cable tray installations



End connectors



Page 303

Page 298

Page 299

Page 301

Page 295

Subject to change without notice.

All connections and cable carriers can be combined with each other and are available in the colour variants silver-grey, black and white.

PROTUM® series

K series

UNIFLEX Advanced series

M series

TKHP® series

XL series

QUANTUM® series

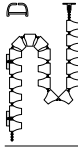













TKR series

TKA series

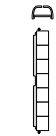



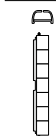



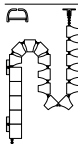



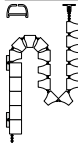



UAT series

Order

Standard sets for height-adjustable tables
(standing/seated work stations)

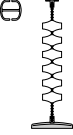



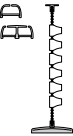









	Color	Order no. Set		
		B _i 25	B _i 38	B _i 50
 <p>Standard set Protum Office for a standing/seated work station with one-sided cable laying</p> <ul style="list-style-type: none"> » 1 × P0400GS01 cable carrier: total length 1350 mm » 1 × connection B: installation underneath a table top » 2 × connection F: installation on a round table frame (D=70 mm) 		200000832	200000835	75968
		200000834	200000837	75970
		200000833	200000836	75969
 <p>Standard set Protum Office for a standing/seated work station with one-sided cable laying</p> <ul style="list-style-type: none"> » 1 × P0400GS01 cable carrier: total length 1350 mm » 1 × connection B: installation underneath a table top » 2 × connection E: installation on a flat table frame 		200000832	 200000835  200000838	75964
		200000834	 200000837  200000840	75966
		200000833	 200000836  200000839	75965





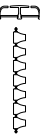











Standard sets for height-adjustable tables
(standing/seated work stations, with cable duct)

	Color	Order no. Set		
		B _i 25	B _i 38	B _i 50
 <p>Standard set Protum Office for a standing/seated work station with one-sided cable laying</p> <ul style="list-style-type: none"> » 1 × P0400GS01 channel cable carrier: total length 480 mm » 2 × connection K: installation on a round table frame (D=70 mm) 		-	-	200005126
		-	-	200005128
		-	-	200005127
 <p>Standard set Protum Office for a standing/seated work station with one-sided cable laying</p> <ul style="list-style-type: none"> » 1 × P0400GS01 channel cable carrier: total length 480 mm » 2 × connection I: installation on a flat table frame 		-	-	200000841
		-	-	200000843
		-	-	200000842
 <p>Standard set Protum Office for a standing/seated work station with one-sided cable laying</p> <ul style="list-style-type: none"> » 1 × P0400GS01 channel cable carrier: total length 1350 mm » 1 × connection B: installation underneath a table top » 2 × connection K: installation on a round table frame (D=70 mm) 		-	-	200005132
		-	-	200005134
		-	-	200005133
 <p>Standard set Protum Office for a standing/seated work station with one-sided cable laying</p> <ul style="list-style-type: none"> » 1 × P0400GS01 channel cable carrier: total length 1350 mm » 1 × connection B: installation underneath a table top » 2 × connection I: installation on a flat table frame 		-	-	200000847
		-	-	200000849
		-	-	200000848


Order

Standard sets for non-height adjustable tables (standard work stations)

	Color	Order no. Set		
		B _i 25	B _i 38	B _i 50
 <p>Standard set Protum Office for a standard work station with double-sided cable laying</p> <ul style="list-style-type: none"> » 1 Stck. P0400GS02 cable carrier: total length 815 mm » 1 Stck. connection B: installation underneath a table top » 1 Stck. connection G: floor transition 		-	-	75960
		-	-	75962
		-	-	75961
 <p>Standard set Protum Office for a standard work station with one-sided cable laying</p> <ul style="list-style-type: none"> » 1 Stck. P0400GS01 cable carrier: total length 815 mm » 1 Stck. connection B: installation underneath a table top » 1 Stck. connection G: floor transition 		200000823	 200000826  200000829	75956
		200000825	 200000828  200000831	75958
		200000824	 200000827  200000830	75957

	Color	Order no. Set		
		B _i 25	B _i 38	B _i 50
 <p>Standard set for cable routing Protum Office, inner cross section 25/38/50 x 21,5 mm</p> <ul style="list-style-type: none"> » 1 × P0400GS01 cable carrier: total length 960 mm 		200000778	200000796	75972
		200000780	200000798	75980
		200000779	200000797	75976
 <p>Standard set for cable routing Protum Office, inner cross section 2 x (38/51 x 21,5 mm)</p> <ul style="list-style-type: none"> » 1 × P0400GS01.2 cable carrier: total length 960 mm 		-	200000814	75855
		-	200000816	75857
		-	200000815	75856
 <p>Standard set for cable routing Protum Office, inner cross section 2 x (25/38/50 x 21,5 mm)</p> <ul style="list-style-type: none"> » 1 × P0400GS02 cable carrier: total length 960 mm 		-	-	75981
		-	-	75989
		-	-	75985
 <p>Standard set of "Clip" side parts for attaching a power strip. Fastening set for attaching on both sides.</p> <ul style="list-style-type: none"> » 1 × Clip cable carrier: total length 480 mm 		-	-	75812
		-	-	75814
		-	-	75813

All sets are delivered packaged in a box including fixing materials and installation instructions.
The order number applies for 1 set / 1 sales unit (SU) = 50 sets. Individual sets (from 5 units = 250 sets) only for bulk buyers on request.

 For bulk buyers, the colour variants of the belt, the side parts and the connections can be individually combined on request. Colored items may have color differences.

PROTUM®
series

K
series

UNIFLEX
Advanced
series

M
series

TKHP®
series

XL
series

QUANTUM®
series

TKR
series

TKA
series

UAT
series

PROTUM®
seriesK
seriesUNIFLEX
Advanced
seriesM
seriesTKHP®
seriesXL
seriesQUANTUM®
seriesTKR
seriesTKA
seriesUAT
series

Development & Design

We provide comprehensive support for your project from the initial concept through to production readiness. Our in-house engineering team combines functionality, manufacturability, material efficiency, and recyclability. By providing early technical consultation on materials, geometries, and costs, we ensure planning reliability. Prototypes produced using our additive manufacturing processes enable quick decision-making and shorter development cycles.

In-House Manufacturing & Assembly

We manufacture using injection molding in Germany—with short lead times and close integration between development and production. We assemble complete subassemblies and kits in-house and deliver ready-to-install solutions rather than individual components.

Sustainability & Responsibility

Our operations are guided by ISO 14001-certified environmental management, resource-efficient processes, and continuous improvement. Recycled materials and internal recycling loops are an integral part of our sustainable development and manufacturing.



Customer benefits

A single point of contact throughout the entire process, shorter development times, and reduced resource consumption. Add to that high quality, reliable delivery, and transparency—for sustainable plastic solutions “Made in Germany.”



Modular design & system logic

A clearly structured product portfolio consisting of defined modules forms the basis for all solutions. Proven, identical components are combined using a modular approach rather than being developed from scratch—reducing complexity and maximizing efficiency.

Predefined sets

Tried-and-true standard sets cover typical applications and installation scenarios. They are readily available, technically optimized, and simplify selection, purchasing, and installation—making them ideal for mass-production applications with clear requirements.

Customized solutions within the system

Customizations are consistently based on the same modules. Combining, scaling, or expanding the system is possible at any time without disrupting operations—tailored to your needs yet standardized.

Flexibility & Efficiency

Standardized components reduce the number of variants and shorten delivery times. All elements are technically compatible and can be used flexibly—even as requirements change.

Applications & Installation Scenarios

The system is suitable for a wide range of installation spaces, mounting orientations, and functional requirements. It is scalable from simple standard solutions to complex applications.

Customer benefits

Quick selection thanks to clear structures, cost savings through standardization, and a high degree of planning reliability. Future-proof, scalable, and cost-effective—both efficient and flexible.

PROTUM® series	
K series	
UNIFLEX Advanced series	
M series	
TKHP® series	
XL series	
QUANTUM® series	
TKR series	
TKA series	
UAT series	